

Wood

Online

Floating Dock with Wood Top




- PortSide Dock Parts (Required)
- PortSide Accessories (Recommended)
- Additional Building Materials (Required)

MATERIAL LIST				
# OF SECTIONS				
1	2	3	4	5




	DESCRIPTION	PART NO.	QUANTITY OF PARTS				
			1	2	3	4	5
		KT 10056	1	2	3	4	5
		<ul style="list-style-type: none"> • (1x) Wood Dock Kit PS 1005 • (3x) Dock Floats PS 1155 • (1x) Commercial Grade Pipe Sleeve PS 1080 • (1x) Commercial Grade Auger PS 1100 • (2x) Commercial Grade Hinge Kit PS 1070 • (4x) Commercial Grade Joist Corner Bracket PS 1015 • (8x) Commercial Grade Back Plate PS 1017 • (1x) Frame Hardware PS 1135 • (1x) Float Hardware PS 1145 • (4x) Pipe Safety Caps PS 1193 					
	Multi-Purpose Bumper (additional hardware- PS 1145)	PS 1352	-	2	2	3	3
	Float Hardware (to attach PS 1352)	PS 1145	-	1	1	1	1

Floating Dock with Wood Top

Online

-  PortSide Dock Parts (Required)
-  PortSide Accessories (Recommended)
-  Additional Building Materials (Required)

MATERIAL LIST				
# OF SECTIONS				
1	2	3	4	5

	DESCRIPTION	PART NO.	QUANTITY OF PARTS				
			1	2	3	4	5
	 Pipe Sleeve Bumper	PS 1188	-	2	4	4	4
	 Resin Dock Cleat 8" (additional hardware required)	PS 1191	-	2	2	2	2
	 Pipe 1-5/8" or 1-7/8" Diameter	-	1	2	4	4	4
	 2" x 6" x 10' Lumber	-	5	10	15	20	25
	 2" x 6" x 8' Lumber	-	2	4	6	8	10
	 5/4" x 6" x 8' Lumber	-	11	21	32	42	53
	 #8 x 2-1/2" Deck Screws	-	229	458	687	916	1145
▼ Purchase to attach Resin Dock Cleat (PS 1191) 							
	 1/4" x 4" Galvanized Lag Screws	-	-	4	4	4	4
	 1/4" Galvanized Flat Washers	-	-	4	4	4	4