


















Stationary Dock with Wood Top

- PlayStar Parts (Required)
- PlayStar Assessories (Recommended)
- Additional Materials (Required)

Number of Sections				
1	2	3	4	5

	Description	Part No.	Quantity of Parts				
	 Commercial Grade Dock Kit	PS 1005	1	2	3	4	5
	 Commercial Grade Foot Plate	PS 1023	2	4	6	8	10
	 Commercial Grade Dock Connector Clip	PS 1021	4	4	8	12	16
	 Pipe Safety Caps	PS 1193	1	1	2	2	3
	 Pipe Sleeve Bumper	PS 1188	-	2	4	4	4
	 Multi-Purpose Bumper (additional hardware- PS 1145)	PS 1352	-	2	2	2	2
	 Float Hardware (to attach PS 1352)	PS 1145	-	1	1	1	1
	 Resin Dock Cleat 8" (additional hardware required)	PS 1191	-	2	2	2	2
	 Pipe 1-5/8" or 1-7/8" Diameter	-	2	4	6	8	10
	 2" x 6" x 10' Lumber	-	5	10	15	20	25

Number of Sections				
1	2	3	4	5

	Description	Part No.	Quantity of Parts				
	2" x 6" x 8' Lumber	-	2	4	6	8	10
	5/4" x 6" x 8' Lumber	-	11	21	32	42	53
	#8 x 2-1/2" Deck Screws	-	229	458	687	916	1145
▼ Purchase to attach Resin Dock Cleat (PS 1191) 							
	1/4" x 4" Galvanized Lag Screws	-	-	4	4	4	4
	1/4" Galvanized Flat Washers	-	-	4	4	4	4
▼ Purchase to attach 1-7/8" Diameter Pipe							
	Commercial Grade Back Plate	-	4	8	12	16	20