

## Roll-In Dock with Resin Top









- PlayStar Parts (Required)
- PlayStar Assessories (Recommended)
- Additional Materials (Required)

Number of Sections				
1	2	3	4	5

	Description	Part No.	Quantity of Parts				
			1	2	3	4	5
	Commercial Grade Dock Kit	PS 1005	1	2	3	4	5
	Dock Wheel	PS 1334	2	4	6	8	10
	Dock Axle Kit	PS 1198	1	2	3	4	5
	Resin Dock Top	PS 1320	1	2	3	4	5
	Commerical Grade Dock Connector Clip	PS 1021	4	4	8	12	16
	Pipe Safety Caps	PS 1193	1	1	2	2	3
	Pipe Sleeve Bumper	PS 1188	-	2	4	4	4
	Multi-Purpose Bumper (additional hardware- PS 1145)	PS 1352	-	2	2	2	2
	Float Hardware (to attach PS 1352)	PS 1145	-	1	1	1	1
	Resin Dock Cleat 8" (additional hardware required)	PS 1191	-	2	2	2	2

**Number of Sections**

**1      2      3      4      5**

	<b>Description</b>	<b>Part No.</b>	<b>Quantity of Parts</b>				
	Pipe 1-5/8" or 1- 7/8" Diameter	-	3	6	9	12	15
	2" x 6" x 10' Lumber	-	5	10	15	20	25
	2" x 6" x 8' Lumber	-	2	4	6	8	10
	#8 x 2-1/2" Deck Screws	-	40	80	120	160	200
<b>▼ Purchase to attach Resin Dock Cleat (PS 1191)</b> 							
	1/4" x 4" Galvanized Lag Screws	-	-	4	4	4	4
	1/4" Galvanized Flat Washers	-	-	4	4	4	4
<b>▼ Purchase to attach 1-7/8" Diameter Pipe</b>							
	Commercial Grade Back Plate	-	4	8	12	16	20